



Butterflies



Reading Made Simple



ew

Text, illustrations and photos © J. Arrowsmith 2023

All rights Reserved

Published by:

Lilibette's Resources

for Reading Made Simple

www.readingmadesimple.weebly.com

This book practices chunking words in preparation for the next stage. Help the child to break each word up as indicated below. If need be, put these words on flashcards and practice them for a few days before reading the book.

Plenty of repetition means the child will have much exposure to these new words.

You can sound these words out.

Practice them before you start to read the book.

butterfly butteru fly butterflies

caterpillars cat -er-pill-ars

hundreds hun-dreds

hungry hung-gry

months (/o/ saying /u/)

pupa (/u/ saying its name ue)

happen hap-pen

harden har-den

wiggle wig-gle

Pam was in the garden one day when she found some yellow dots on the back of a leaf.

“Mother,” she said, “What are these?”

Mother looked.

“Those are the **eggs** of a butter-fly,” she said.

“They will grow into cat-er-pill-ars.”

Pam went inside and found a book about caterpillars.

butterfly

caterpillars

She read that the butterflies lay their eggs on a leaf that the caterpillar will like to eat.

Some butterflies lay just one egg at a time, others many and yet others hundreds.



butterflies

hundreds

The eggs hatch into very hung-ry **caterpillars.**

The caterpillars eat and eat and get bigger and bigger. The caterpillars out-grow their skins and shed them many times.

It can take two months for a caterpillar to get big and fat.



hatch

hungry

months

When the caterpillar is big and fat, it stops eating.

It turns into a **pupa**.

Inside the pupa something happens.

The caterpillar turns from a caterpillar into a butterfly.

This can take from a few days to a few months to happen.



pupa happen

After a few weeks, a butterfly comes out from the pupa.

It rests for a while, its wings harden and then it flies away.

It goes to look for somewhere to lay its eggs!



harden

Pam was very glad to have found the caterpillar eggs.


“Mother,” she said, “Can I keep them in a box? I want to see them grow.”

Mother helped her to find a good box.

Pam had to find some sticks for the caterpillars to walk on.


She put lots of the leaves that the caterpillars liked to eat in the box.

“They must not get hungry,” said Mother, “Or they will die.”



Then she took the leaf with the eggs and put it in the box.

Then mother helped her to fix some netting over the top to stop the caterpillars getting out of the box.



After a few days, the eggs turned into caterpillars.

turned

One by one they started to wiggle.


Then they started to eat. Pam had to get new leaves for the hungry caterpillars.

She got more leaves and more leaves until one day, a caterpillar made a pupa.

Pam was very happy.

Not long after, out came a butterfly. She took it into the garden and let it go.

“Good-bye butterfly,” she said.



wiggle

leaves

Pam finds some butterfly eggs
on a leaf in the garden.
She finds out all about
butterflies.
You can find out too...if you read
this book!

