

# Look and Find

with Sam and Pam



Reading Made Simple

Book 4 p to t



Initial  
Sounds

© Joanne Arrowsmith 2022

Illustrated by Vera Conway and Joanne Arrowsmith

Illustrations © V. Conway and J. Arrowsmith 2022

All rights reserved

This book may not be copied either mechanically or electronically without the prior permission of the author.

Not for resale.

**Words:**

p: pencil, present, peg, pear, panda, padlock, pan, postman

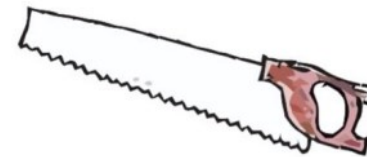



q: queen quill


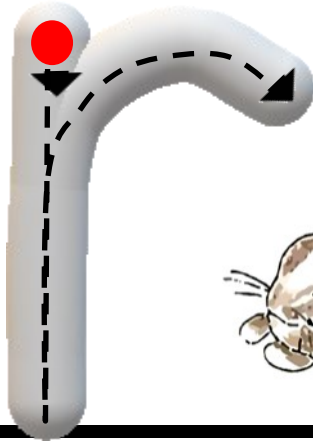
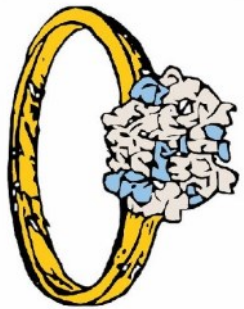
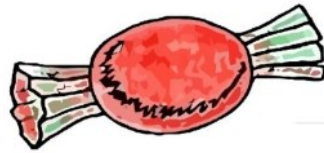
r: rainbow, ring, rabbit, rat, roof, rocket

s: sun, sandwiches, sandals, saw, snake, sweet

t: tea, teddy, television, tap, tent

(What does sandcastle begin with? Can you find the right letter in this book?)





## How to use this book:

1. For each letter, introduce the letter by saying its sound clearly and encouraging your child to say it with you.

To hear the sounds, please see:

<https://readingmadesimple.weebly.com/level-0---initial-sounds.html>

2. Trace the letter.
3. Then find as many objects as you can that begin with that sound. You may find them anywhere on the double spread of pages.
4. Say the names of the objects and listen carefully to the first sound - the initial letter. E.g. 'buh' for ball. It sometimes helps to repeat the sound: bbbb-ball.
5. Praise your child and do not be discouraged if s/he does not succeed at first. Aim for the child to know the sound each letter makes while s/he learns to hear the initial sound of words.
6. Keep your ears open for anything else that begins with today's sound.

