

Answers

Writing in small print to be read by the teacher.

1. Writing words under pictures.

Children should look carefully. The following are for the teacher's instruction, not to be shown to the child:

2. Tracking

The child should first find the words containing the new sound, then read the passage. The next page checks for understanding. The child can refer back to the passage as needed.

3. Drawing

Look for evidence that the child has understood the story. Train the child to include as much detail in the picture as possible. Drawing helps to 'stick' the new sound in the memory and is a helpful tool to develop both reading comprehension and spelling.

4. Writing: children can use the story to help spell words, though should spell correctly without help those that have been taught in the phonic lessons. Assess as the child writes and ask; 'What revision is needed of sounds?' and plan work accordingly.

5. Be the Teacher: Proof reading is a time honoured strategy for helping children improve their spelling.

Tom has three fish.

Name _____

th

sh ch th

Have fun making words.

Change the first two letters each time to make a new word.

___ __ op
___ __ op


___ __ at
___ __ at

___ __ ip
___ __ ip

___ __ in
___ __ in
___ __ in








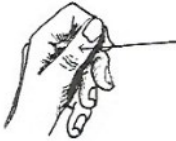

Underline the sound "th" in red. Read and draw.

Tom will munch his lunch
and then go and see the
sheep. Jiff and Sam will
go with him. Then he will
chop the logs. Then he
will sit with his feet up on
a stool.



th

This is a game for two players. You need a die and ten counters. Starting on the rocket take it in turns to travel to the moon. Move the number of places on shown on the die. If you land on a star, collect a counter. If you land on a picture, say the word and listen for the /th/ sound and collect a counter. If you land on a word, read it. The winner is the first to collect five counters. Keep playing until there is a winner, starting back at the rocket if need be.

three		them	
	with		then
		thick	that
thin			

three thin them

Read the words. Read the sentences.

Three thin hens sat in a pen.

Three thin cats sat on a mat.

Three fat dogs sat on a log.

Just look at them!

Be the teacher!

What is wrong with this writing? Write it correctly underneath.

Tom has thee fich

Can you correct this piece of writing? Look for missing full stops and capital letters and words spelt incorrectly. Write it correctly underneath.

tom will much his lunch and ten
go to see the shep

Write the words under the pictures.



3
