

Sound-it-out

p

h

o

n

i

c

s

Learn

Consonant Blends

Name _____

2





a Reading Made Simple

My downloads are provided to you for your own personal, strictly non-commercial use only. Accordingly, you agree that you will not copy, reproduce, alter, modify, create derivative works, or publicly display any content from my downloads, except for your own personal, non-commercial use.

You may not redistribute, sell or trade the products in any form.

You are more than welcome to:

- * Save the files on your computer and print off copies for yourself {or classroom} whenever you would like.
- * Link directly to my site {or blog}, www.lilibettesresources.com to share my files with others.
- * Write blog posts showing images of your students using my files as long as proper credit to 'Lilibette's Resources' is given.

You may not do any of the following:

- * Host any of my files on your own or other sites.
- * Alter or sell any of my files.
- * Sell files to make a profit: All files are for personal use only. You may NOT use my items for sale or profit. ~ i.e. print them off, laminate them and sell them to others. Transmit or store any resources on any other website or other form of electronic retrieval system. All downloads are copyright protected. Not to be distributed, transferred, or shared in any form.
- * Use the downloads to sell a product or service;
- * Use the download to increase traffic to your Web site for commercial reasons, such as advertising sales.
- * Place the resources in public areas such as on Learning platforms or school websites.

I reserve the right to modify or remove products at any time, and to change prices at any time, and you agree that we are not liable to you or anyone else for any such modification or removal. You agree that any material downloaded from the site is obtained at your own discretion and risk, and you take sole responsibility for any direct, indirect or consequential loss of data or damage to your computer system.

Modifications of Terms: I shall have the right to modify the terms of this Agreement at any time, which modification shall be effective immediately and shall replace all prior Agreements.

www.lilibettesresources.com

Sound out 'fr'. Say 'frog' and feel the 'fr'. what else can you think of that begins with 'fr'? (Fridge, friend, frost etc...)

Then write the letters in the boxes in the right order.

fr



--	--	--	--

g	f	o	r
---	---	---	---

Look at this word. Sound it out like this: p o n (pon) and 'd' on the end. pon-d Colour the pond.

pond



Look at this word. Sound it out like this: j u m (jum) and 'p' on the end. jum-p. Copy underneath.

jump

The frog can jump
in the pond.

Draw a frog jumping in the pond.

Look for these letters in the words below. Put a circle around them when you have found them. The first one is done for you. Read the words.

st

lost

vest

best

must

swim

list

frog

rest

Now you can read 'Jump'.

Watch our video: 'est' endings.

Read and then copy carefully underneath.

The frog can jump.

Pam can jump.

Sam will not jump.

Make new words with the word 'and' in them. Add a new letter at the beginning of 'and' each time to make a new word.

Read your new words.

and

b h l s

__and

__and

__and

__and

Read

The frog is on the
land .

Sound out this word like this. Say b-a-n: ban. Then add 'k' on the end. ban -k. What is a bank? We go to the bank to get money.

Or it could be the higher ground at the edge of a river or a pond.

bank

Read

A frog is on the
bank of the pond.


Mum will go to the
bank.

Now you can read 'The frog'.

Sound out this word like this. Say h-e-l: hel Then add 'p' on the end. hel -p.

Make Sam and Pam say help. Write the word 'help' in the speech bubbles.

help



Now you can read 'On the Sand.'

How quickly can you put these groups of two letters together?

Practice every day until you know them really well.

dr

gr

fr

cr

tr

br

Make new words with the word 'end' in them. Add a new letter at the beginning of 'end' each time to make a new word.

Read your new words.

end

b l m s

__end

__end

__end

__end

Read

The cut will mend.

Now you can read 'The vet'.


Sound out this word. Say m-i-l: mil. Now add 'k': mil-k: milk.

Read and draw a picture for one sentence.

milk

Sam has milk in a
cup.

Mum has milk in a
jug.



Can you put these two sounds together? 'dr'. Put a circle around them when you see them in the words below. The first one is done for you. Read the words.

dr

drop

drip

dress

drag

drum

drill

Now you can read 'Pam and the milk'.

Can you read these words? Practice until you can say them quickly.

drip



drop

trip



crab

trap

frog



brim

grub

grab

Read and then copy carefully underneath.

The frog can jump.

The frog can swim.

The frog has a rest.

Look for these letters in the words below. Put a circle around them when you have found them. The first one is done for you.

How many words can you read?

mp

lump

bump

cup

jump

camp

lamp

Find the right ending to make a word.

and

end

ind

s _____

w _____

m _____

Choose one of the words to finish this sentence.

The _____ will
flap the flag.

Now you can read 'The wind'.

Read and then copy carefully underneath.

The wind will tug the vest.

Pam must not spill the milk.

Sam will camp in a tent.

Read and draw pictures. Then read 'The tent'.

tent




vest



wind



milk



jump



Write the words under the pictures.

