

Answers

Writing in small print to be read by the teacher.

1. Writing words under pictures.

Children should look carefully. The following are for the teacher's instruction, not to be shown to the child:

pie, five, slide, bike, nine

2. Tracking

The child should first find the words containing the new sound, then read the passage. The next page checks for understanding. The child can refer back to the passage as needed.

3. Drawing

Look for evidence that the child has understood the story. Train the child to include as much detail in the picture as possible. Drawing helps to 'stick' the new sound in the memory and is a helpful tool to develop both reading comprehension and spelling.

4. Be the Teacher: Proof reading is a time honoured strategy for helping children improve their spelling.

Sam has nine thick chips in a dish.

Name _____

i-e

Write the words under the pictures.



5






9

Underline the sound "i-e" in red. Read and draw.

Tom is going to drive Sam and Pam to the park. Sam will go on the slide and Pam will go on the swings. Tom will sit in the sunshine. Then they will feed the ducks. Pam likes the ducks. Mum will make a pie for lunch.









On your bike!



Get a dice and two counters. Play with a partner. Can you be the first to get from the house to the park? Move your counter the number of spaces on your die and read the word you land on.

if you do not win, play again, until you do!

	bike	pie 
side	ride 	like
wife 	nine	shine
	five	drive 

my by

Read this word. Find it in the sentences below and underline it.

Now read the sentences.

1. I like to ride my bike.
2. We will sit by the pond.
3. I will make my bed.
4. Jiff sat by me.

Be the teacher!

What is wrong with this writing? Write it correctly underneath.

Sam has nin thik ships in
a dish.