

Answers

Writing in small print to be read by the teacher.

1. Writing words under pictures: Children should look carefully. The following are for the teacher's instruction, not to be shown to the child - you may tell the child the word that needs to be written.

cow; town; flower; mouse; cloud; down.

2. Tracking: The child should first find the words containing the new sound, then read the passage. The next page checks for understanding. The child can refer back to the passage as needed.

3. Drawing: Look for evidence that the child has understood the story. Train the child to include as much detail in the picture as possible. Drawing helps to 'stick' the new sound in the memory and is a helpful tool to develop both reading comprehension and spelling.

4. Writing: children can use the story to help spell words, though should spell correctly without help those that have been taught in the phonic lessons. Assess as the child writes and ask; 'What revision is needed of sounds?' and plan work accordingly.


5. Be the Teacher: Proof reading is a time honoured strategy for helping children improve their spelling. Give as much support as is needed.

Ted went to town on his brown bike brown. He saw a brown cow and a lot of sheep.

Name _____

OW



Write the words under the pictures. Colour the pictures.



--	--



--	--



--	--


Underline the sound 'ow' in red. Read the passage.

Tom had to go to town. He would go by train. He stood on the platform. There was a great crowd of people waiting to get on the train when it came. He walked down the platform to the end. He had a heavy, brown case with lots of letters inside. He put it on the ground and waited. He waited and waited until a man said. "We are sorry that the train due on platform one is late. There is a cow on the line."


"How can I get to town?" said Tom to himself. He went back home. His wife said she would take him in the car.

Tom got this wife a big bunch of flowers to thank her for helping him.


Retell the story to your teacher. Draw the story in order.



Tom waiting for
the train



Tom in the car
with his wife.



Tom giving his wife a big
bunch of flowers.

people

Read the word above. Read the sentences.

Some people keep horses.

Lots of people keep dogs.

A smaller number of people keep snakes.

Be the teacher!

What is wrong with this writing? Write it correctly underneath.

Ted went to ton on his bik brown. He sor
a brown cou and a lot of sheap.