

# Answers

Writing in small print to be read by the teacher.

**road; blow; toe; boat; snowman; bones (or three bones)**

**1. Writing words under pictures:** Children should look carefully. The following are for the teacher's instruction, not to be shown to the child - you may tell the child the word that needs to be written.

**2. Tracking:** The child should first find the words containing the new sound, then read the passage. The next page checks for understanding. The child can refer back to the passage as needed.

**3. Drawing:** Look for evidence that the child has understood the story. Train the child to include as much detail in the picture as possible. Drawing helps to 'stick' the new sound in the memory and is a helpful tool to develop both reading comprehension and spelling.

**4. Writing:** children can use the story to help spell words, though should spell correctly without help those that have been taught in the phonic lessons. Assess as the child writes and ask; 'What revision is needed of sounds?' and plan work accordingly.


**5. Be the Teacher:** Proof reading is a time honoured strategy for helping children improve their spelling. Give as much support as is needed.

**In winter it snows. The flowers not do  
grow. It is cold.**

Name \_\_\_\_\_

# ow (oe)

Write the words under these pictures.



\_\_\_\_\_



\_\_\_\_\_



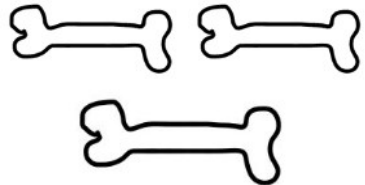
\_\_\_\_\_



\_\_\_\_\_



\_\_\_\_\_



\_\_\_\_\_

Underline the 'ow saying o-e' words in red.

Read the passage.

Tom had a plan.

“I will grow lots of flowers outside the window,” he said to his wife.

I will grow them myself from seed and then they will be our very own flowers. We can sell them in the farm shop in the summer.

“I like yellow flowers,” said his wife.

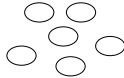
“We will water them every day and look after them,” said Tom.

If we have some very good flowers I can take them to the flower show in town in June.

“Let us hope it is not too cold, or that the wind does not blow too hard and spoil them,” said his wife.


Tell how to grow Sunflowers.

Use word from the story to help you spell any words you do not know how to spell.



---

---



---

---



---

---

Read the rhyme.

Underline: ow(oe) words in green; ow words in blue; ou words in red.

I see the snow fall slowly down,

All around the town.

I go outside and join the fun,

Throwing snowballs high,

Until the day is done.

Be the teacher!

What is wrong with this writing? Write it correctly underneath.

in witer it snow. the flouers not do  
gow. It cold is