

Answers

Writing in small print to be read by the teacher.

1. Writing words under pictures: Children should look carefully. The following are for the teacher's instruction, not to be shown to the child - you may tell the child the word that needs to be written.

boil, boy, toy, point, oil, soil

2. Tracking: The child should first find the words containing the new sound, then read the passage. The next page checks for understanding. The child can refer back to the passage as needed.

3. Drawing: Look for evidence that the child has understood the story. Train the child to include as much detail in the picture as possible. Drawing helps to 'stick' the new sound in the memory and is a helpful tool to develop both reading comprehension and spelling.

4. Writing: children can use the story to help spell words, though should spell correctly without help those that have been taught in the phonic lessons. Assess as the child writes and ask; 'What revision is needed of sounds?' and plan work accordingly.

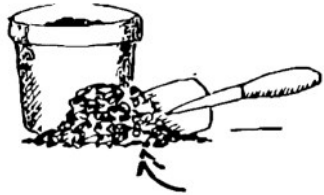


5. Be the Teacher: Proof reading is a time honoured strategy for helping children improve their spelling. Give as much support as is needed.

The boy got oil on his best shirt. He did not cry but his mother did.

Name _____

oy

Write the words under these pictures.



Underline the 'oy' words in red.

Read the passage.

Tom and his family are enjoying a day at the seaside. Pam and Sam have a new toy. It is blow up boat. Tom has tied a rope to the boat so that they can't go too far out to sea. Pam and Sam are in the boat and they wave to Tom.

“Ahoy!” shouts Sam. “Ship ahoy!”


June thinks it is a joy to see them having so much fun. She laughs and waves back at Sam.

“Ahoy,” she cries. “Lunch ahoy!”


They come to the shore and get out of the boat. June has lunch ready. They enjoy eating their lunch in the sun.

“Our new toy is good fun!” says Pam.

Draw Sam and Pam in the blow up boat.



Draw something you enjoy doing.



Fill in the correct missing words in these sentences.

laugh

We laugh when we are happy.

We laugh when we have fun.

We do not laugh when all is bad,

We laugh when all around is good,

So come on, laugh! Do not be sad!

Be the teacher!

What is wrong with this writing? Write it correctly underneath.

The boi got oyl on his best shirt. he
did not crie but his muther did