

Answers

Writing in small print to be read by the teacher.

1. Writing words under pictures: Children should look carefully. The following are for the teacher's instruction, not to be shown to the child - you may tell the child the word that needs to be written.

2. Tracking: The child should first find the words containing the new sound, then read the passage. The next page checks for understanding. The child can refer back to the passage as needed.


3. Drawing: Look for evidence that the child has understood the story. Train the child to include as much detail in the picture as possible. Drawing helps to 'stick' the new sound in the memory and is a helpful tool to develop both reading comprehension and spelling.

4. Writing: children can use the story to help spell words, though should spell correctly without help those that have been taught in the phonic lessons. Assess as the child writes and ask; 'What revision is needed of sounds?' and plan work accordingly.

5. Be the Teacher: Proof reading is a time honoured strategy for helping children improve their spelling. Give as much support as is needed.

Jim is very happy. It is his birthday and he his going to have a party.





Name _____



saying /ee/

Draw the different kinds of weather. Label each picture.

sunny stormy rainy windy



Underline the sound 'y saying ee' in red. Read the passage.

Today, it is very stormy. Tom looks out into his garden. He can see big black clouds. A big flash lights the room. BANG. It is windy too. Then the rain starts. "What a rainy day," said his wife. "I wish it were sunny. I want to go for a walk."

"Do not be grumpy," said Tom. "We have plenty of sunny days. We need the rain."

Tom is happy to sit and read his book. It is a story about a storm at sea.

"Let's have crusty toast with jam for lunch," said Mick. "That will make you happy."

When we have lots of stories (for example), we take off the /y/ and add /ies/. We will learn how to spell these words in Level 2. For now, children only need to recognise these words when they are reading.

Read these words.

story stories

party parties

bunny bunnies

cherry cherries


puppy puppies

lorry lorries

penny pennies

ferry ferries

Find the correct word to write under each picture.



very

Read the word above. Read the sentences.

It can be very hot in summer.

It can be very hard to ride a bike up hills.

Are you very happy?

It is very windy!

This is a very good story.

Be the teacher!

What is wrong with this writing? Write it correctly underneath.

Jim is verree hapy. it is his brithday
and he is gong to have a parti