

in the bag



Reading Made Simple



Intro

Text © J. Arrowsmith 2024

Illustrated by V. Conway and J. Arrowsmith

All rights Reserved

www.readingmadeseimple.weebly.com

Practice this word before you start to read this book.

You can sound them out.

egg

egg^s

This book practices CVC words with the short vowels a, o, i and e.

The picture for each page is on the next page, to discourage guessing.

Talk about the story as you read it together.

Practice this odd word on a flashcard before reading this book.

of

Introduction: Mum has been shopping. She has brought a bag of things home. Pam and Sam help her to unpack and find out what is in the bag.

Look out for the cat!

Introduction: Mum has been shopping. She has brought a bag of things home. Pam and Sam help her to unpack and find out what is in the bag.

Look out for the cat!

Parents/teacher:


There is much to talk about in this little book. Make use of the opportunity to help the child to think about what is being read.

Help the child to understand thought bubbles as opposed to speech bubbles.

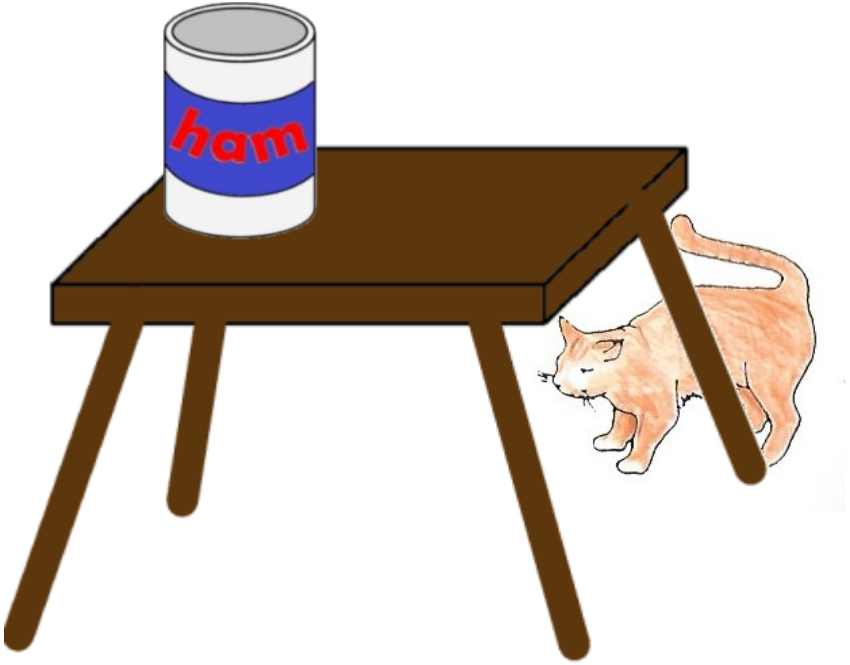
- What is the cat thinking?
- Why is the cat hanging around the table while the bag is being unpacked?
- Do you like jam?
- How does Sam like his eggs?
- Do you think the cat might have thought there was something for him in the bag? What do you think that might be? Fish?

Etc...

Mum has a big
bag




a tin of ham is
in the bag



a pot of jam is
in the bag


yum

yum





a box of eggs is
in the bag





the cat is in the
bag