


# Read and colour: Psalms



These text cards have been designed to fit in with

## Reading Made Simple

at the appropriate place in the scheme, but can be used with any phonic scheme, if the relevant sounds have been learnt. These sounds are indicated on the page before each text. They are taken from the Authorised Version of the Bible.

[www.readingmadesimple.weebly.com](http://www.readingmadesimple.weebly.com)



This work is licensed under a [Creative Commons Attribution-NonCommercial-NoDerivatives 4.0 International License](https://creativecommons.org/licenses/by-nc-nd/4.0/).

Illustrations © V. Conway 2018

Photo sketches © J. Arrowsmith 2018

To be read after learning

oo, th, ing, and or

sight word: to



It is a good  
thing  
to give thanks  
unto the Lord.



Psalm 92 verse 1



To be read after learning

ee and or

sight words: do put

In thee, O Lord, do  
I put my trust.

**Psalm 31 verse 1**



To be read after learning

or and i-e

I will bless  
the Lord at  
all times.



Psalm 34 verse 1




To be read after learning

or and ai

Explain that **ye** is like **me, be, we** etc...

Praise ye  
the Lord.



Psalm 146 verse 1

To be read after learning

ck, or and er

sight word: my

The Lord is my  
rock, and my  
fortress, and  
my  
deliverer.

Psalm 18 verse 2




To be read after learning

oi and oy

Make a joyful  
noise unto  
God, all ye  
lands.

Psalm 100 verse 1



To be read after learning  
er and 'w' rules



The Lord

is my shepherd;

I shall not want.

Psalm 23 verse 1



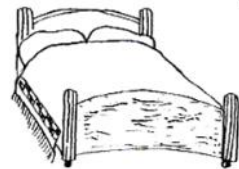
To be read after learning

ee, ay, ow, ea, ou, a-e

Point out soft 'c' in peace, due to 'e' on end.



I will both lay me  
down in peace, and  
sleep: for thou, Lord,  
only makest me dwell  
in safety.



**Psalm 4 verse 8**